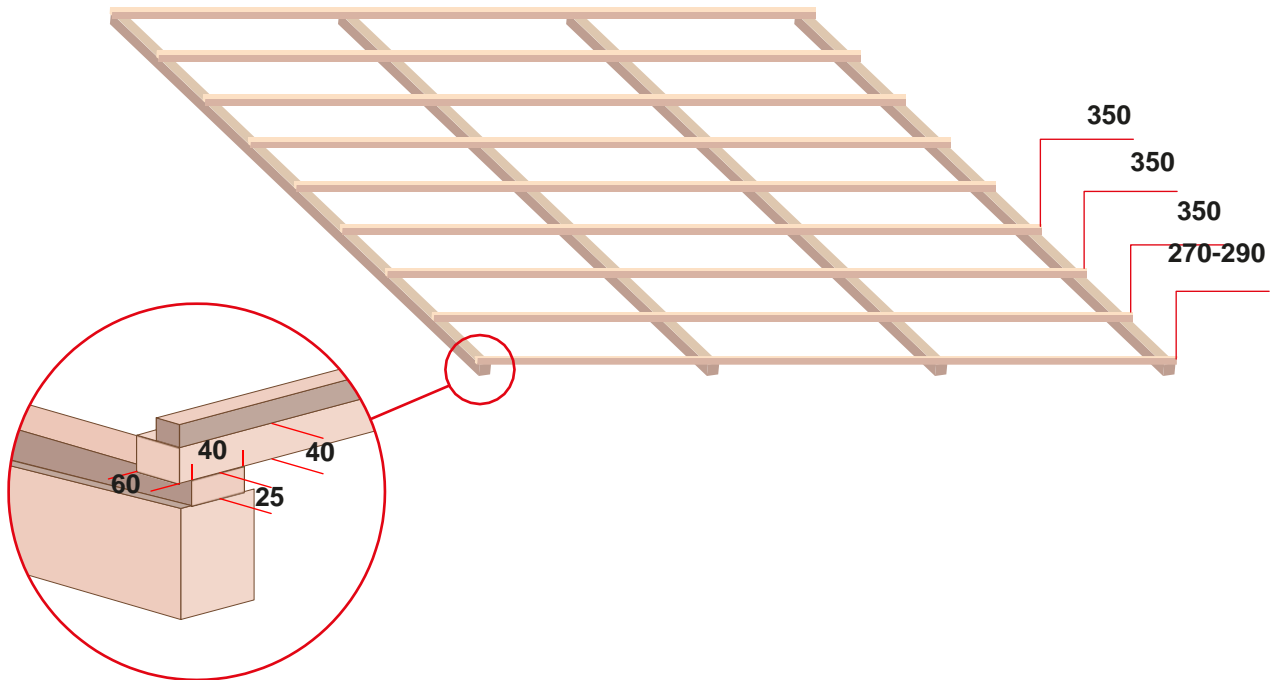




HORNVAL


**MONTAGE
INSTUCTION
MODULAR ROOFING**

H7



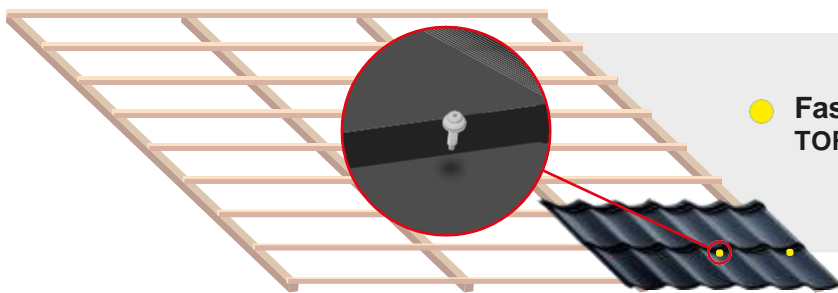
Sheet Carrying.

The sheets should be carried by holding the ribs (green). Do not carry the sheet by the edges (black), as this may cause gaps in the side laps.




Laying the first sheet on the substructure.

1




Fastening to the laths with TORX or roofing screws.

2




Laying the second sheet

3




Joining sheets together with 4.8 x 19 metal screws.

4



Assembly of the rest of the sheet

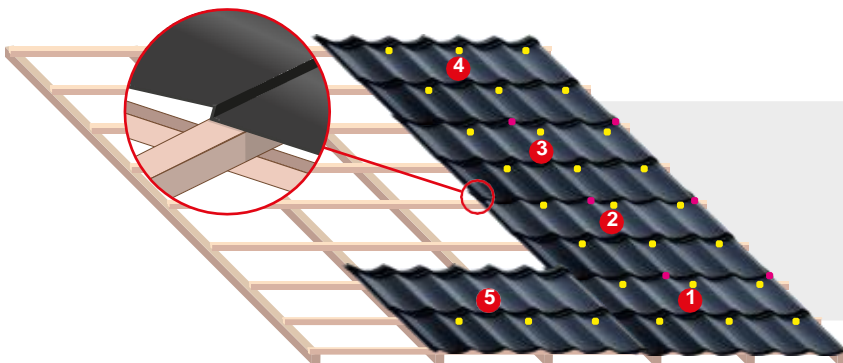
5



Fastening to the laths of the first strip of sheets and laying the first sheet in the next strip.


6

The lower wave of roofing sheet is placed on the lath.



Joining sheets and fixing to laths.

7



Montage of the rest of the sheet strip and screws layout.

8



HORNVAL

www.hornval.eu